



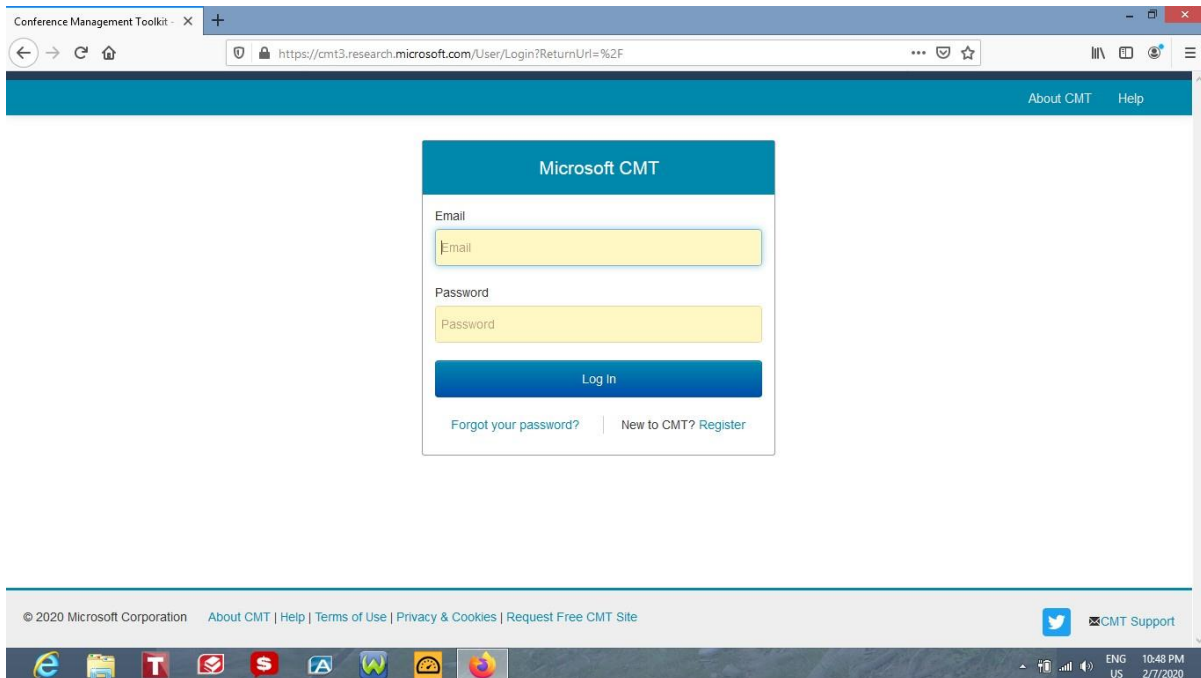
Research Conference for the Centenary of the University of Yangon (RCCUY2020)

Register to Conference Management System (CMT) and Submit your Paper (For New CMT User)

1. RCCUY2020 Paper format

<https://www.uy.edu.mm/events/call-for-papers-2/>

2. Please, click “<https://cmt3.research.microsoft.com/>” and “register” button to create an account after entering the CMT. If you had registered to CMT for another conference, you don’t need register to CMT again. You can login with your email and password that was created for another CMT conference.



3. Create an account by filling the mandatory sections including * mark.
 - Log in information will be used to login CMT.
 - You have to fill the data in personal information section.
 - You have to enter characters in verification section and make sure to check "***I agree to the Microsoft CMT's Author's Statement, Terms Of Use and Privacy & Cookies***"
 - Click the Register Button to finish this process.

Conference Management Toolkit - X

https://cm3.research.microsoft.com/User/Register?ReturnUrl=%2FConference%2FRecent

Login Registration Reset Password

Create New Account

Login information

* Email This email will be used to login into CMT

* Password

* Confirm Password

Personal Information

* First Name

Middle Initial

* Last Name

Nickname

* Organization Name

Conference Management Toolkit - X

Call for Papers | University of ...

https://cm3.research.microsoft.com/User/Register?ReturnUrl=%2FConference%2FRecent

External Profile Information

Google Scholar Id

Semantic Scholar Id

DBLP Id

Verification

Enter the characters you see

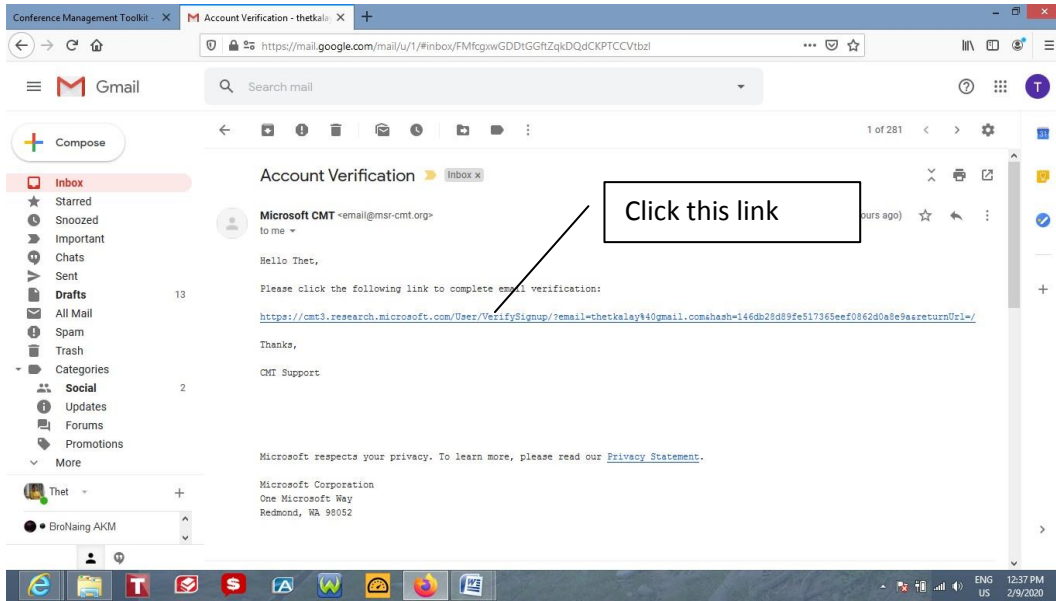
New | Audio

I agree to the Microsoft CMT's Author's Statement, Terms Of Use and Privacy & Cookies

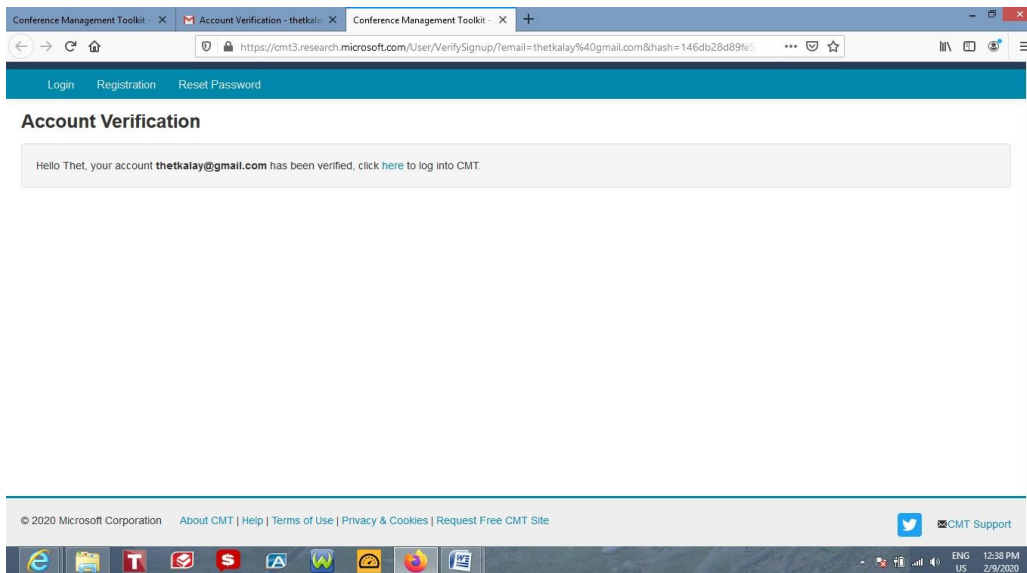
Register No, thanks

It will take few hours to receive the verification email.

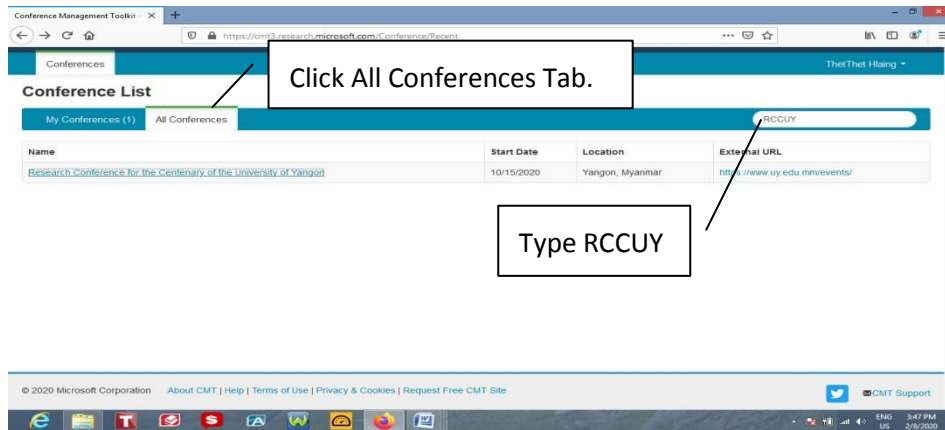
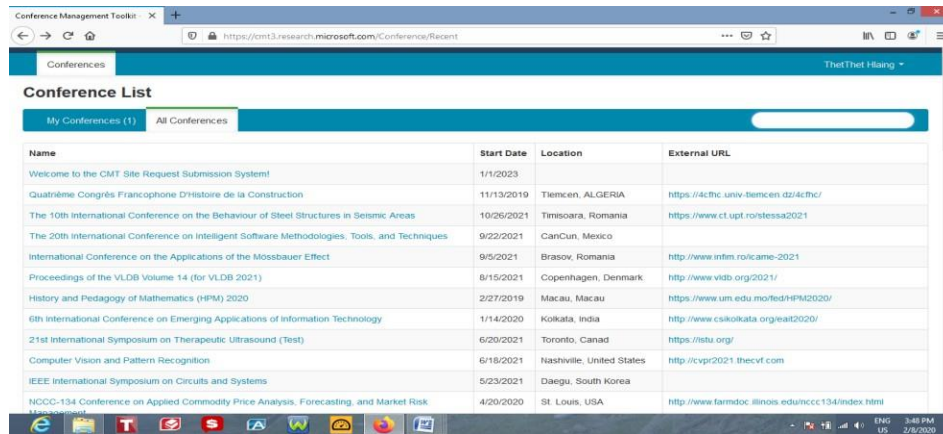
- You have to verify your account by clicking the activation link that has been sent to your email address. After this stage, you are registered to CMT and you can login to CMT with your mail address and password.



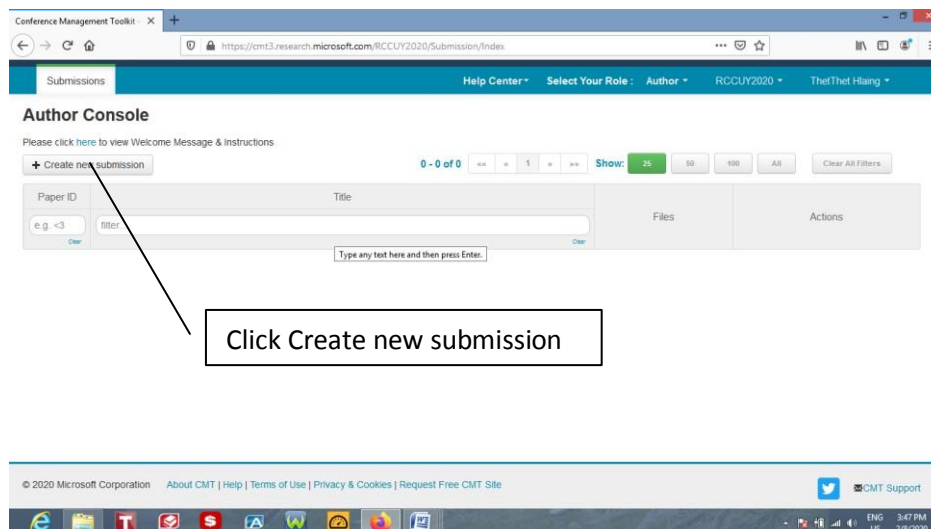
After clicking the link in your email, you can see the following information on cmt3 website.



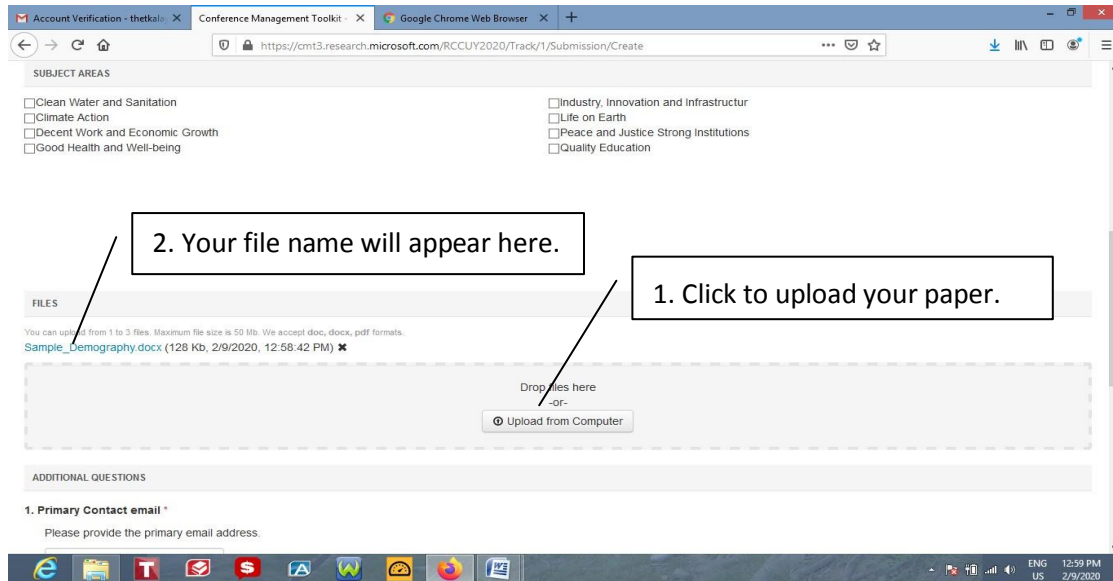
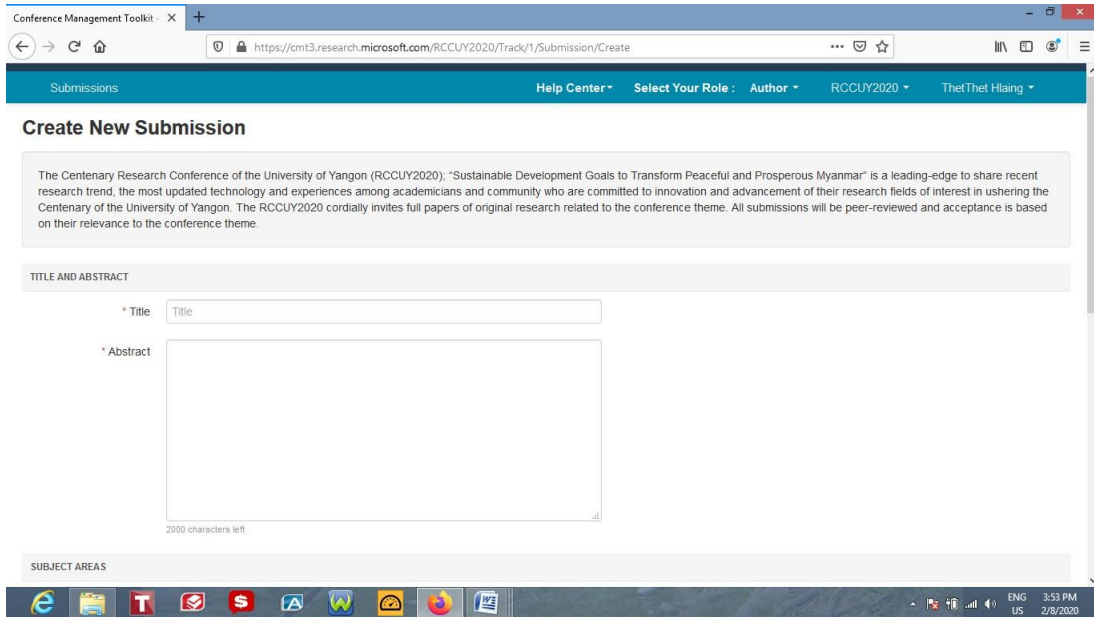
5. Your registered conferences are listed in your page when login to the CMT system. Choose the “RCCUY” from this list. If “RCCUY” isn’t listed in your page, you have to choose “RCCUY” from the “All Conferences” tab.



6. After logging to CMT with your mail address and password, you can start submission process by clicking “Create new submission” button.



7. Article submission process is carried out in this page. Write your title and abstract. Add another author, if they exist. Select topic title. Load your full text and cover letter in **doc/docx/pdf** format. Fill and Accept commitment in the section indicated. Complete submitting process by clicking **“Submit”** button.



You need to fill additional questions and click "Submit".

Account Verification - thetkal... X Conference Management Toolkit - X Google Chrome Web Browser X +

← → ↻ 🏠 🔒 https://cmt3.research.microsoft.com/RCCUY2020/Track/1/Submission/Create ... ☆

ADDITIONAL QUESTIONS

1. Primary Contact email *
Please provide the primary email address.

125 characters left

2. Secondary email address *
Please provide the secondary email address in case we cannot contact of you on your primary email address

125 characters left

3. Phone Number *
Please provide your contact phone number.

125 characters left

4. Agreement to present your paper at RCCUY2020 *
If your paper is accepted, you or a representative will be present at RCCUY2020 to present your paper.
 I agree

Taskbar: e, File Explorer, T, S, A, W, Firefox, Word, System tray: ENG US, 1:00 PM, 2/9/2020
